

HBTC

Horses Before The Carts



Saw Horse

HBTC O&M manual

Thank you for purchasing this Saw Horse

For your safety, please ensure you read these instructions carefully before using, and keep these instructions in the work space where the sawhorse will be used at all times. This manual details the safe operation of the Saw Horse.

Drawing

Please see the shop drawing (if requested), which describes the dimensions of the saw horse and identifies its Safe Working Load Rating(s).

Name Plate

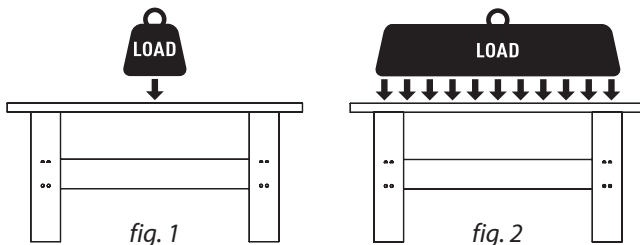
Please refer to the name plate attached to the saw horse to confirm the Safe Working Load Rating(s) for this device.

Please contact us with any questions regarding this product. You can reach us at 1.877.778.5911 from 8:00 a.m. - 5:00 p.m. Eastern Time, Monday through Friday.

What is the “Safe Working Load Rating”?

The Safe Working Load Rating is the maximum weight that can be loaded onto one (1) saw horse in either one of the two ways described below. It is extremely important that the load placed on any saw horse does not exceed the applicable Safe Working Load Rating. Overloading can lead to failure of the saw horse, potentially causing damage to the item(s) loaded on it and possible severe personal injury or death.

If you are unsure about the safe working load rating for the Horses Before The Carts saw horse you have purchased, please contact us at 1.877.778.5911.



a) “Concentrated Load”

The maximum concentrated load at mid-span of the top rail of the saw horse, PER EACH SAW HORSE. This means that the maximum weight that can be applied to this saw horse is as stated on the Name Plate

under “Concentrated Load”, when all the weight is concentrated at the middle of the top rail (*fig. 1*). The amount of weight that can be applied to 2 identical saw horses is double this value. For example, a steel I-beam weighing not more than two times the Safe Working Load Rating shown on the Name Plate can safely be carried by 2 of these saw horses.

b) “Uniformly-Distributed Load”

The maximum uniformly distributed load across the top rail of the saw horse, PER EACH SAW HORSE. This means that the maximum weight that can be applied to this saw horse, per lineal foot, is as stated on the Name Plate under “Uniformly-Distributed Load”, when all the weight is distributed evenly on the top rail (*fig. 2*). The amount of weight that can be applied to 2 identical saw horses is double this value. For example, a pallet or skid weighing not more than two times the Safe Working Load Rating shown on the Name Plate can safely be carried by 2 of these saw horses.

Safe Operation and Use of Saw Horse

1. When lifting the saw horse, use proper lifting techniques to avoid personal injury.
2. Ensure work area is clean and well lighted while working.
3. Ensure saw horse is standing on a level surface that is clear and dry and free of debris.
4. It is important that all 4 legs have solid contact with the floor. If the saw horse is not positioned level and straight, loads placed upon it could fall, potentially causing damage to the item(s) loaded on it and possible severe personal injury or death.
5. It is extremely important that the load placed on any saw horse does not exceed the applicable Safe Working Load Rating. Overloading can lead to failure of the saw horse, potentially causing damage to the item(s) loaded on it, and possible severe personal injury or death.
6. Never stack sawhorses to obtain extra height. Horses Before The Carts saw horses are available in a variety of sizes and can be custom built to suit your specific needs.

Warranty

This HBTC saw horse is warranted to be free of defects in materials and workmanship for a period of 1 year from the date of purchase.

Contact Us

Please let us know if you have questions, concerns, comments, or even suggestions for improving our products.

Replacement plastic top plates and end caps are available - please call for more information.

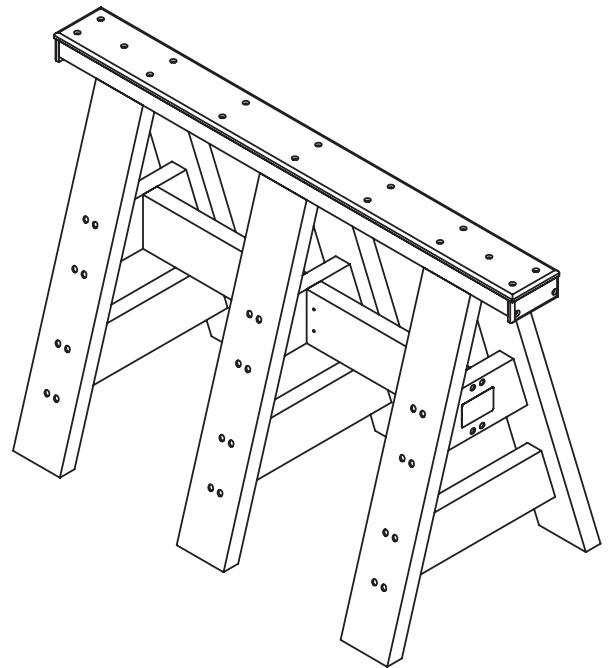
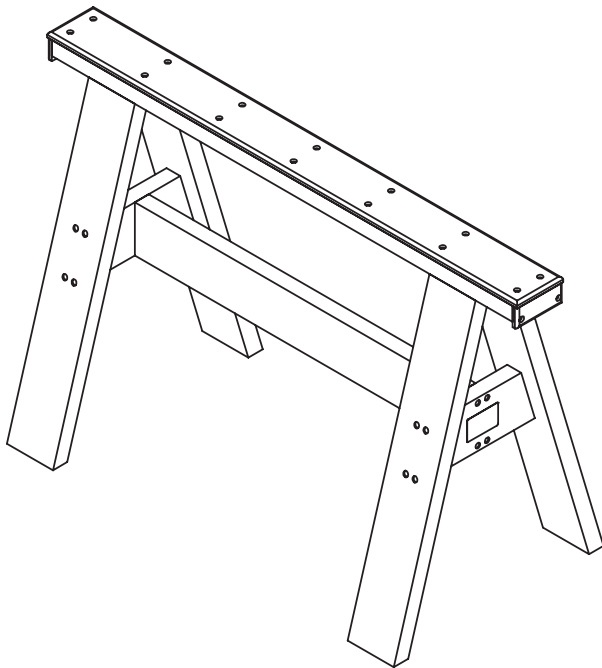
You can reach us between the hours of 8:00 a.m. and 5:00 p.m. Eastern Time, Monday - Friday, at:

Horses Before The Carts

Toll-free 1.877.778.5911

Email Info@HorsesBeforeTheCarts.com

HorsesBeforeTheCarts.com



Saw Horses For The World™



554 Parkside Drive, Waterloo, Ontario, Canada N2L 5Z4 TEL 519-747-1856
720 Innovation Drive, Shakopee, Minnesota, USA 55379 TEL 763-249-7465

athletica.com | horsesbeforethecarts.com

